

**30%* HIGHER MILEAGE
HENCE
HIGHER PROFIT GUARANTEED**



JEETO
SAHI CHUNO. KAMAQ ZYADA.

STYLISH LOOKS

- Striking design that stands out
- Attractive front grille that gives the mini-truck a unique identity
- Modern dash board
- Attractive dual tone interiors
- Available in 5 stylish colours



CAR-LIKE COMFORT

- Spacious cabin with more headroom and legroom
- Easy to step in and easy to alight
- Comfortable seats for fatigue-free long journeys
- Car-like easy gear shift

GREAT COMFORT

- More power and torque to carry heavy load easily
- Best-in-class pick up
- Great driving experience
- Excellent load carrying capacity even uphill



UNMATCHED SAFETY

- Semi forward design for more safety
- Bigger windshield for better front view
- Strong body and sturdy chassis
- Bigger wheelbase for better stability



CITY'S BEST MINI-TRUCK

- Maneuvers easily in city's narrow lanes
- Steering turns easily like power steering
- Great pick up and acceleration
- Compact size for easy parking in less space

GREAT EARNINGS

- Excellent mileage – 33.4km/l*
- Higher profit guarantee due to 30%* more mileage
- Low maintenance cost
- Superb warranty of 3 years or 72,000 kms

Accessories shown are not a part of standard equipment. *Comparison done is between X7-16 and the competitor having similar payload and power
*As per VRDe certification, subject to standard driving conditions. Applicable only to S6-11 and L6-11.
*Warranty – 3 years or 72,000 km, whichever is first.

**1st time in India,
Range of 8 mini-trucks**




S-Series




| JEETO Range | Payload | Power | Suitable For | Segments |
|---------------|---------|-----------------|-------------------------------|------------------------|
| S 6-11 | 600 kg | 8.2 kW (11 hp) | Light weight and less volume | Pharma, Coffee Packets |
| S 6-16 | 600 kg | 11.9 kW (16 hp) | Less volume and fast delivery | Courier, E-commerce |

L-Series



| JEETO Range | Payload | Power | Suitable For | Segments |
|---------------|---------|-----------------|-------------------------------|---------------------------------|
| L 6-11 | 600 kg | 8.2 kW (11 hp) | Light weight and more volume | Bakery, Poultry |
| L 6-16 | 600 kg | 11.9 kW (16 hp) | More volume and fast delivery | Bricks, Auto Ancillary |
| L 7-11 | 700 kg | 8.2 kW (11 hp) | More volume | Paper Products, Mobile Food Van |
| L 7-16 | 700 kg | 11.9 kW (16 hp) | More weight and fast delivery | Cement, Soft Drinks |


X-Series



| JEETO Range | Payload | Power | Suitable For | Segments |
|---------------|---------|-----------------|---|---------------------------------|
| X 7-11 | 700 kg | 8.2 kW (11 hp) | Light weight and more volume | Plastic Products, FMCG Products |
| X 7-16 | 700 kg | 11.9 kW (16 hp) | Heavy weight, more volume and faster delivery | Gas Cylinder, Mineral Water |

TECHNICAL SPECIFICATION

| | S-series | | L-series | | | | X-series | |
|------------------------------------|--|-------|-------------------------------------|-------|----------------------------|-------|--|-------|
| | S6-11 | S6-16 | L6-11 | L7-11 | L6-16 | L7-16 | X7-11 | X7-16 |
| ENGINE | Single cylinder, Water cooled | | Single cylinder, Water cooled | | | | Single cylinder, Water cooled | |
| Displacement (cc) | 625 | | 625 | | | | 625 | |
| Power | 8.2 kW (11 hp) @ 3000 rpm 11.9 kW (16 hp) @ 3600 rpm | | 8.2 kW (11 hp) @ 3000 rpm | | 11.9 kW (16 hp) @ 3600 rpm | | 8.2 kW (11 hp) @ 3000 rpm 11.9 kW (16 hp) @ 3600 rpm | |
| Torque | 38 Nm @ 1100-2000 rpm 38 Nm @ 1200-2200 rpm | | 38 Nm @ 1100-2000 rpm | | 38 Nm @ 1200-2200 rpm | | 38 Nm @ 1100-2000 rpm 38 Nm @ 1200-2200 rpm | |
| CLUTCH | Single plate dry | | Single plate dry | | | | Single plate dry | |
| Type | Manual, Synchronesh | | Manual, Synchronesh | | | | Manual, Synchronesh | |
| Transmission | 4 Forward, 1 Reverse | | 4 Forward, 1 Reverse | | | | 4 Forward, 1 Reverse | |
| STEERING | Manual steering, Rack & Pinion | | Manual steering, Rack & Pinion | | | | Manual steering, Rack & Pinion | |
| SUSPENSION | Mc Pherson strut, Semi-trailing arm | | Mc Pherson strut, Semi-trailing arm | | | | Mc Pherson strut, Semi-trailing arm | |
| Front | Mc Pherson strut | | Mc Pherson strut | | | | Mc Pherson strut | |
| Rear | Semi-trailing arm | | Semi-trailing arm | | | | Semi-trailing arm | |
| BRAKES | Disc, Drum | | Disc, Drum | | | | Disc, Drum | |
| Front | Disc | | Disc | | | | Disc | |
| Rear | Drum | | Drum | | | | Drum | |
| WHEELS & TYRES | 4J X 12 (30.5 cm) | | 4J X 12 (30.5 cm) | | | | 4J X 12 (30.5 cm) | |
| Tyre size (cm) | 145/80 R12LT 8PR (30.5 cm) | | 145/80 R12LT 8PR (30.5 cm) | | | | 145/80 R12LT 8PR (30.5 cm) | |
| FUEL TANK | 10.5 | | 10.5 | | | | 10.5 | |
| Capacity (Litres) | 10.5 | | 10.5 | | | | 10.5 | |
| DIMENSIONS | 3281 | | 3431 | | | | 3581 | |
| Length (mm) | 3281 | | 3431 | | | | 3581 | |
| Width (mm) | 1485 | | 1485 | | | | 1485 | |
| Height (mm) | 1750 | | 1750 | | | | 1750 | |
| Wheelbase (mm) | 2250 | | 2375 | | | | 2500 | |
| Cargo tray size (mm) front to rear | 1630 x 1400 x 290 | | 1780 x 1400 x 290 | | | | 1930 x 1400 x 290 | |
| SEATING | D+1 | | D+1 | | | | D+1 | |
| Seating capacity | D+1 | | D+1 | | | | D+1 | |
| WEIGHTS | 685 | | 691 | | 710 | | 718 | |
| Kerb weight (kg) | 685 | | 691 | | 710 | | 718 | |
| Payload (kg) | 600 | | 700 | | 700 | | 700 | |



Mahindra & Mahindra Ltd., Automotive Sector, Mahindra Towers, 3rd Floor, Akurdi Road, Kandivalli (E), Mumbai 400 101.
All features and colors mentioned are not available on all models. Accessories shown are not part of the standard equipment. Performance figure may differ in conditions other than test conditions. Vehicle body color may differ from the printed photographs. In view of our policy of continuously improving our products, we reserve the rights to alter specifications or designs without prior notice and without liability. Please check model details with your nearest dealer.

